

ENKADRAIN[®]


Guidelines for use
Gebrauchsanweisung
Mode d'emploi
Istruzione per l'uso
Mode de empleo
Gebruiksaanwijzing

The information set forth in this brochure reflects our best knowledge at the time of publication. The brochure is subject to change arising from new developments and findings; the same applies to our products. We undertake no liability for the results obtained by usage of our products and information.

ED-23-AL-A-06/2017


Vertical use
Verticale Verwendug
Utilisation verticale

Installazione verticale
Instalación vertical
Vertikale toepassing

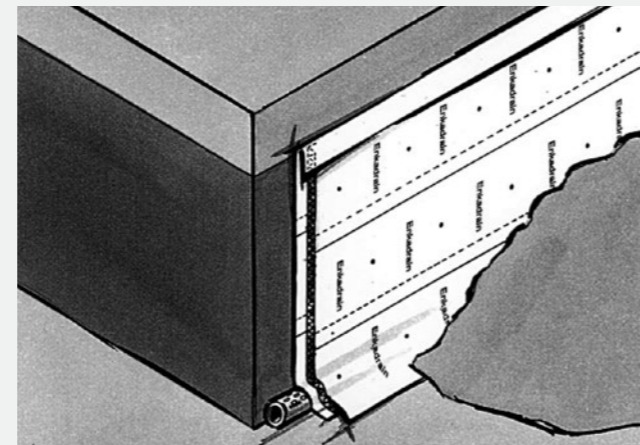


Cut to size
Maßgerecht zuschneiden
Couper à la longueur voulue

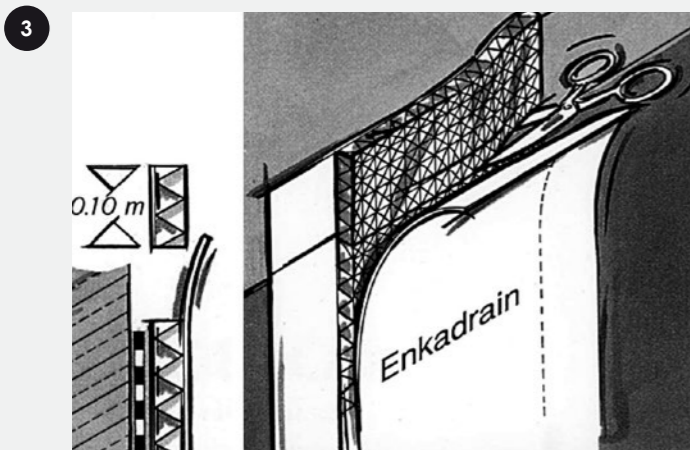
Taglio su misura
Cortar a la longitud deseada
Op maat afsnijden



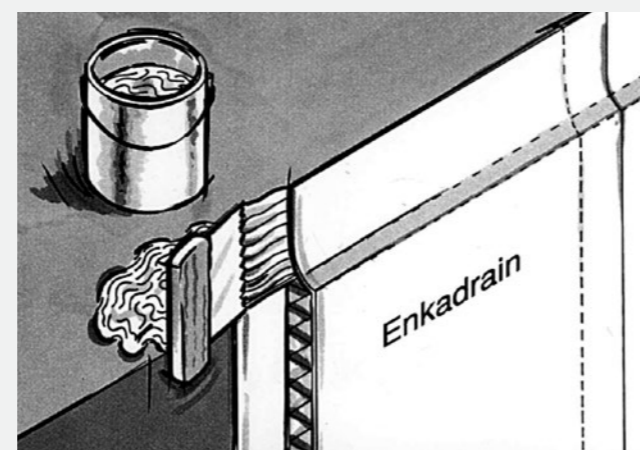
Laying direction
Einbaumöglichkeiten
Direction de pose



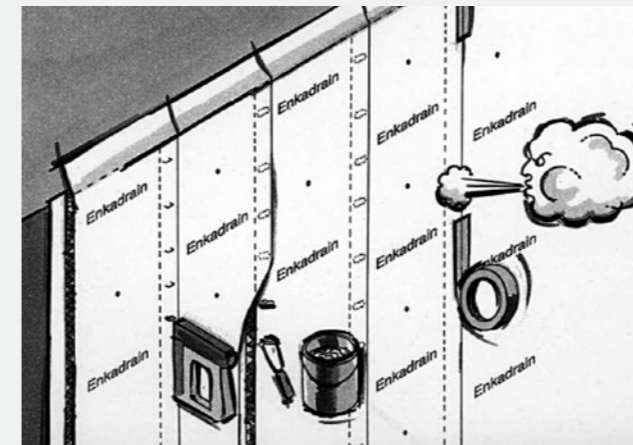
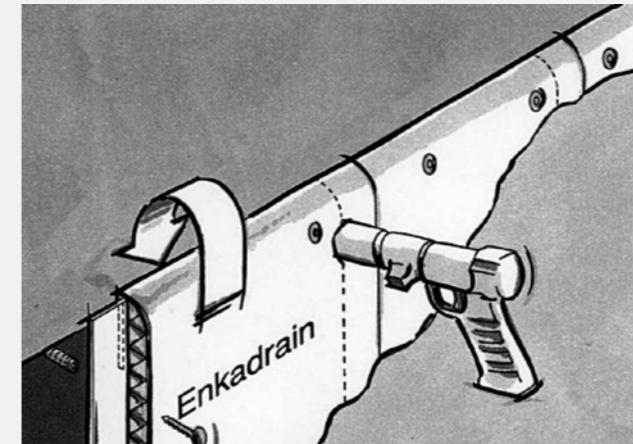
Direzioni di posa possibili
Forma de colocación
Inbouwrichting



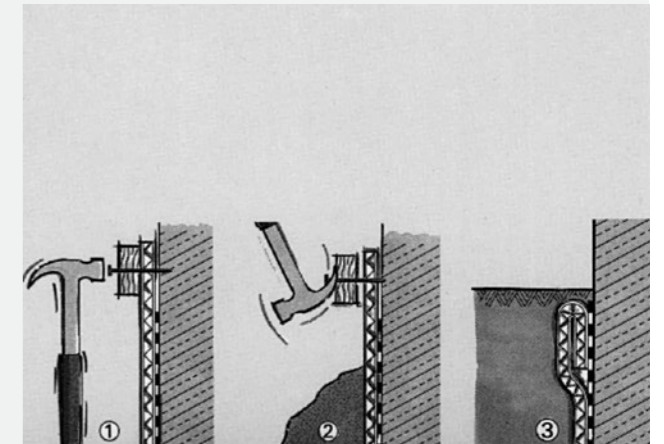
Fastening methods
Befestigungstechniken
Fixations possibles




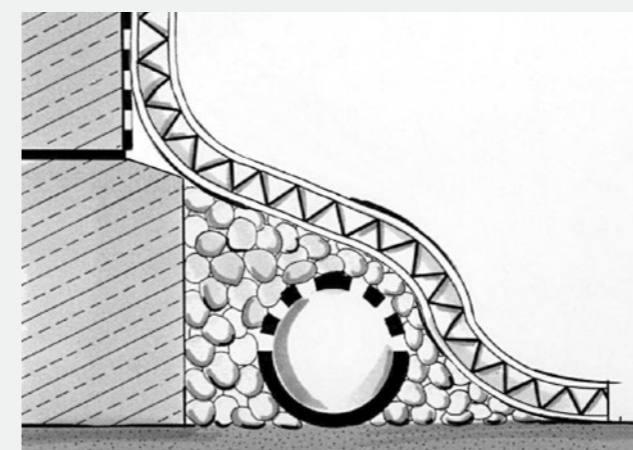
Metodi di fissaggio
Fijaciones posibles
Bevestigingsmogelijkheden



Finishing methods
Schlußarbeiten
Finitions possibles



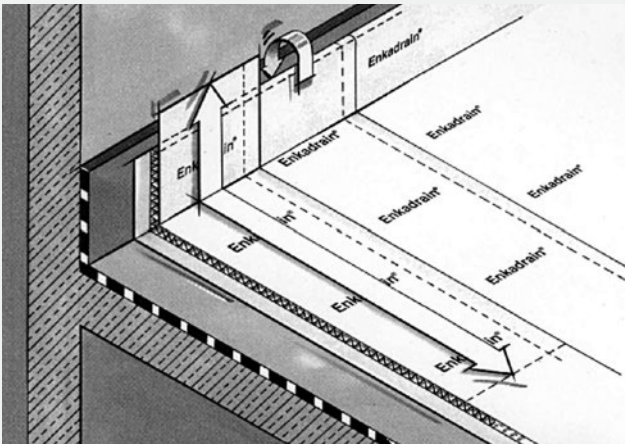
Finiture
Acabados posibles
Afwerkingsmogelijkheden



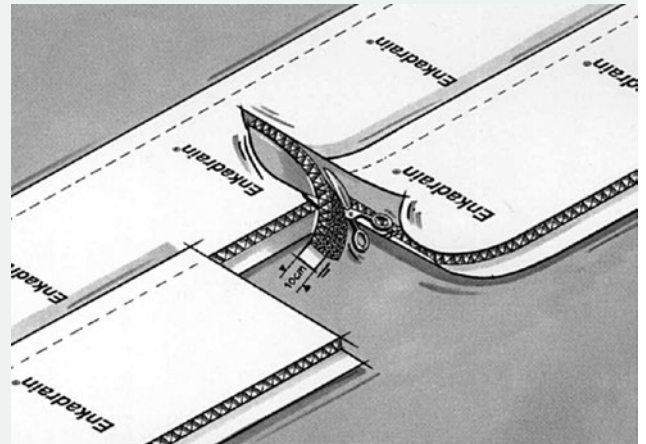
Horizontal use
 Horizontale Verwendung
 Utilisation horizontale

Installazione orizzontale
 Instalación horizontal
 Horizontale toepassing

1




Cut to size
 Maßgerecht zuschneiden
 Couper à la longueur voulue

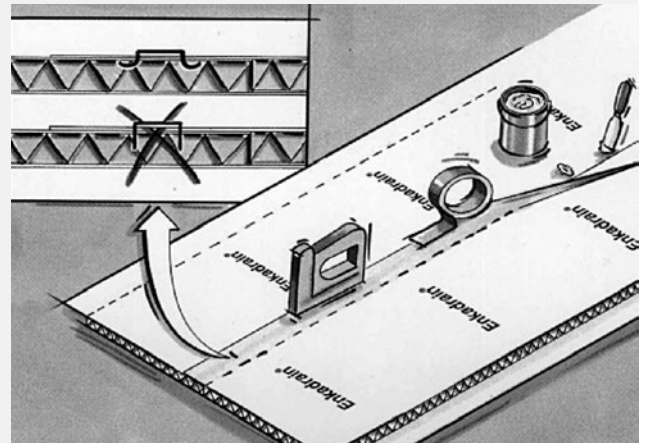


Taglio su misura
 Cortar a la longitud deseada
 Op maat afsnijden

2

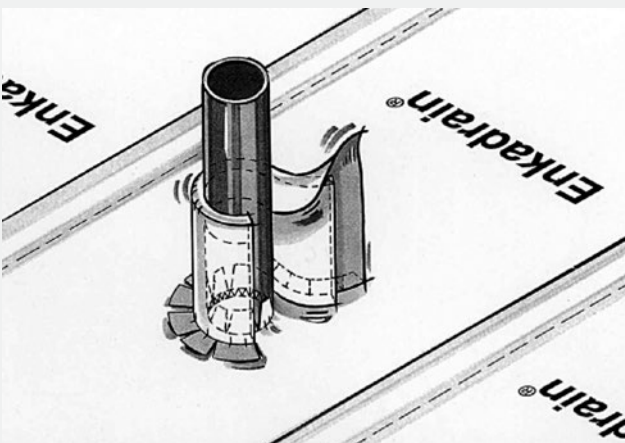


Fastening methods
 Befestigungstechniken
 Fixations possibles




Metodi di fissaggio
 Fijaciones posibles
 Bevestigingsmogelijkheden

3



Vent and discharge point
 Durchführung und Ablauf
 Finition et évacuation



Con tubi di aerazione e scarico
 Punto de ventilación y descarga
 Dakdoorvoer en hemelwaterafvoer